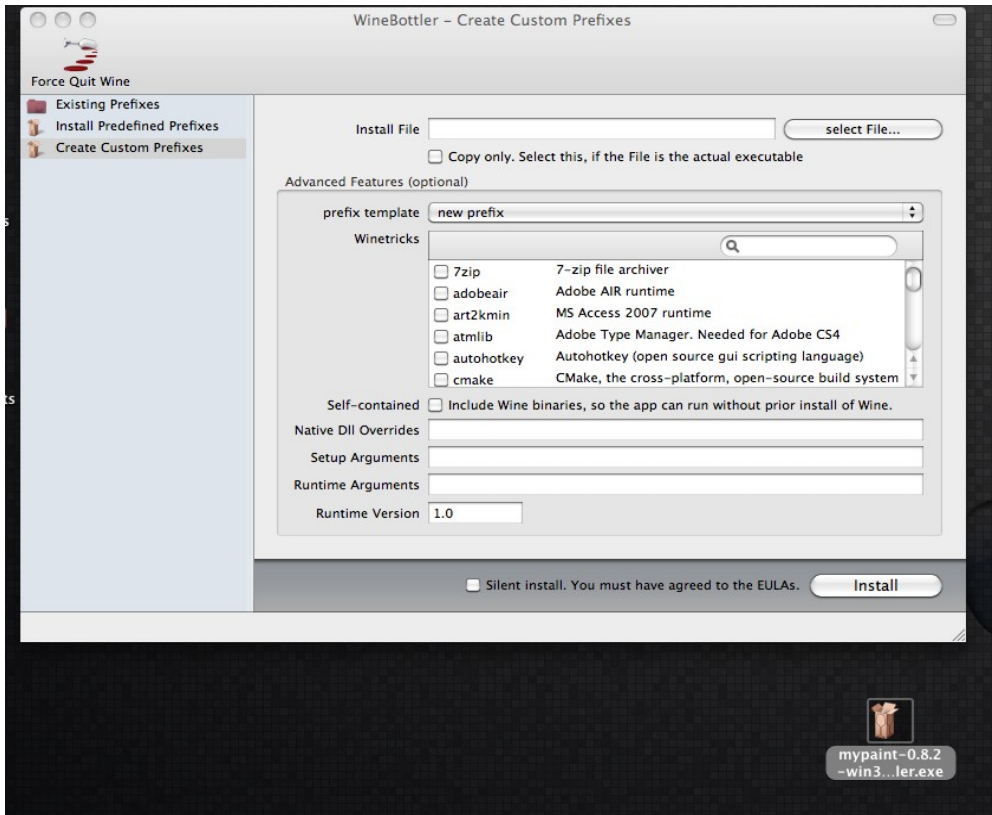


Run MyPaint on Mac OS X 10.6 in Wine

Download Wine Bottler and Wine (install normally) from:
<http://winebottler.kronenberg.org/>

Download mypaint-0.8.2-win32-installer.exe from:
<http://mypaint.intilinux.com/>

Open WineBottler and select “Create Custom Prefixes”.
Select the mypaint install file you downloaded in the “Install File” box.

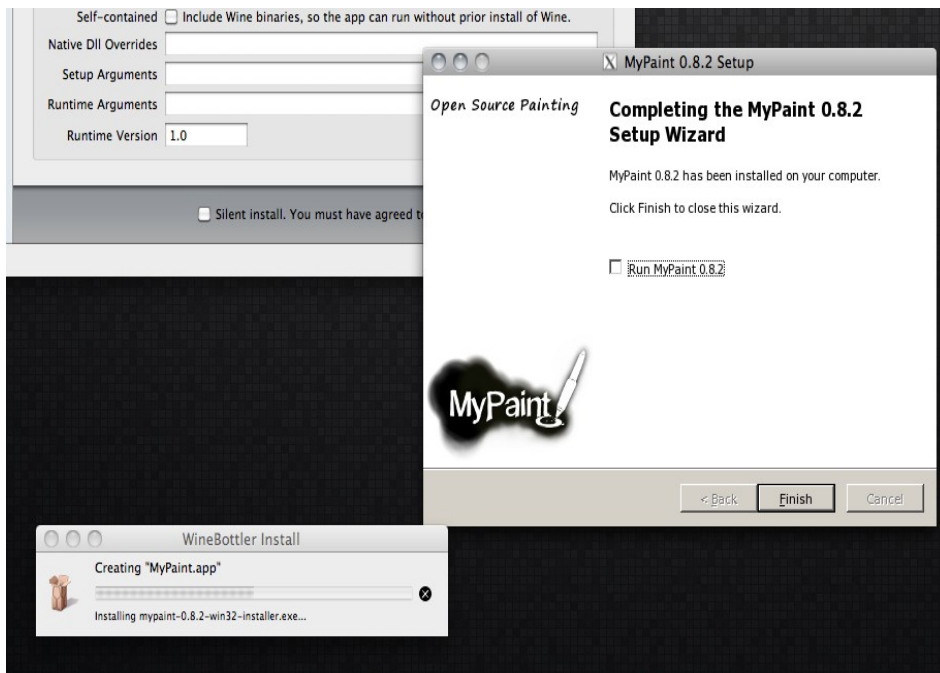


MyPaint is self contained, GTK, etc. and shouldn't need any Windows resources installed. Just click
This makes life easy, just click “Install” leaving everything else alone.

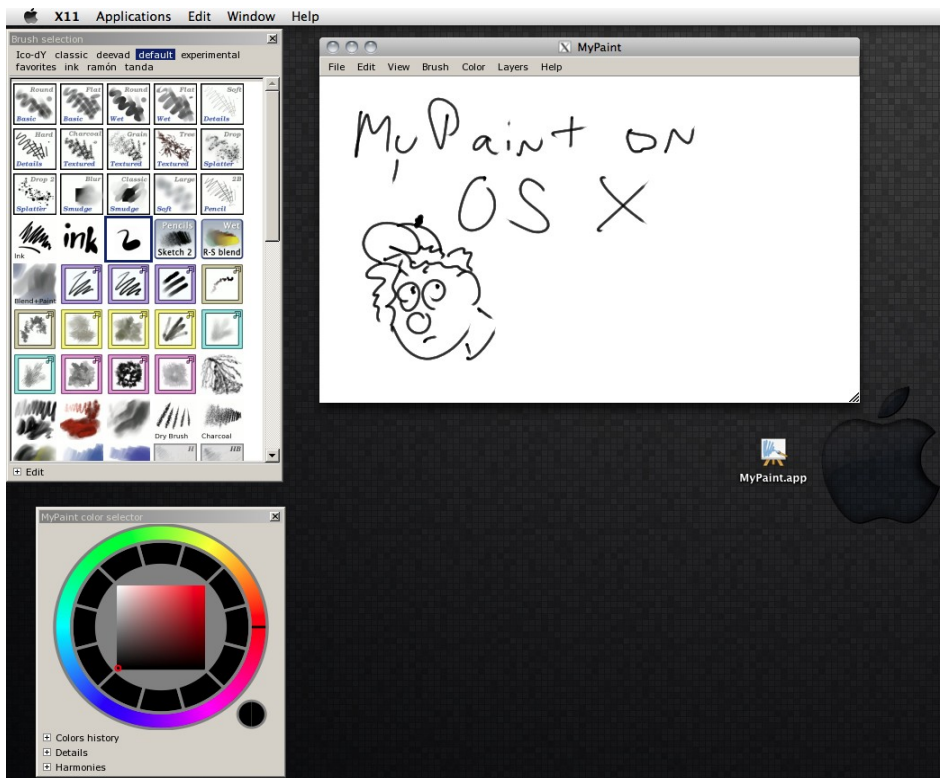
When the dialog to save pops up name it MyPaint and place it on the Desktop if you like.

Follow the mypaint installer and when it finishes uncheck Run MyPaint 8.2

A popup will ask to select the start file, should be already set to mypaint.exe. If not change to:
Program Files/MyPaint/mypaint.exe



Click the MyPaint.app like any Mac app. Should run very well with some minor annoyances.



Can lag a bit and the cursor can stick to the pen/mouse so undo and continue on. I added the icon myself. You can download the mypaint.icns at: <http://www.darkartistry.com/Public/mypaint.icns>